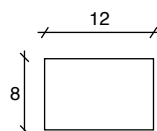
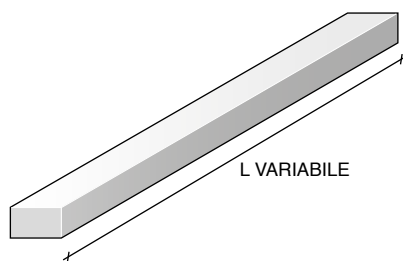


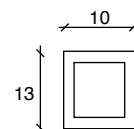
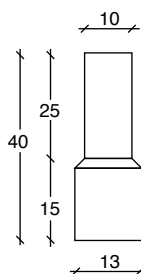
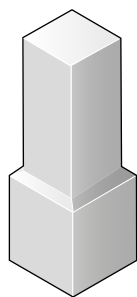
# MANUFATTI VARI

## ARCHITRAVE



CODICE	LARGHEZZA in cm.	ALTEZZA in cm.	LUNGHEZZA in cm.	PESO in Kg.	IMBALLO nr. x pacco	NOTE
<b>C0150</b>	12	8	100	23	40	-
<b>C0150.3</b>	12	8	120	28	40	-
<b>C0150.4</b>	12	8	140	32	40	-
<b>C0150.1</b>	12	8	160	37	40	-
<b>C0150.2</b>	12	8	180	42	30	-
<b>C0150.5</b>	12	8	200	46	30	-
<b>C0150.6</b>	12	8	220	51	30	-
<b>C0150.7</b>	12	8	240	55	30	-

## CIPPO



CODICE	LARGHEZZA INF. in cm.	LARGHEZZA SUP. in cm.	ALTEZZA in cm.	PESO in Kg.	IMBALLO nr. x pacco	NOTE
<b>C0260</b>	13	10	40	15	SFUSO	-