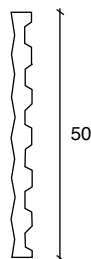
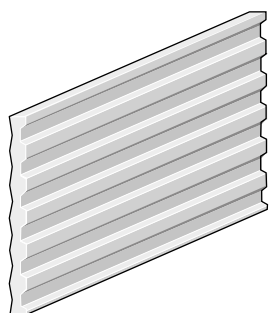
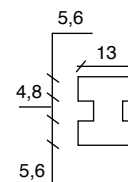


MANUFATTI VARI

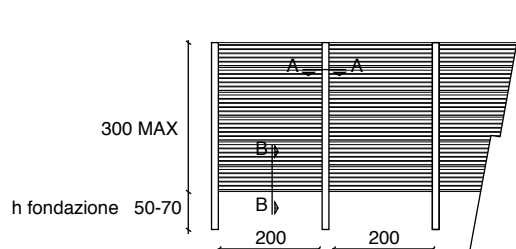
RECINZIONE PREFABBRICATA



SEZIONE B-B

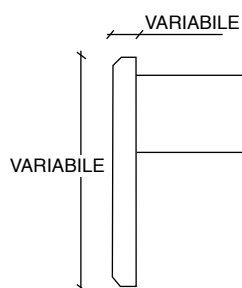
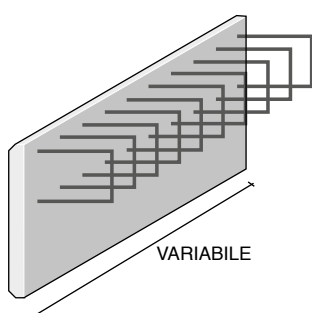


SEZIONE A-A



CODICE	LARGHEZZA in cm.	ALTEZZA in cm.	SPESORE in cm.	PESO in Kg.	IMBALLO nr. x pacco	NOTE
C0146	200	50	4	65	SFUSO	-
C0145	13	VARIABILE	16	50 al ml.	SFUSO	PALO

VELETTA



* PRODUZIONE SU MISURA